



2012

**Round 5 : Queensland Raceway : June 1 - 3****SUPERSPORT  
Qualifying 1**Date: 02/06/12  
Event: Q03  
Weather: Cloudy - Temp: 19.4C  
Track: Damp / drying - Temp: 21.6CStarted at: 09:44:24  
Laps: 30 Min  
Starters: 13  
Printed at: 10:17**PROVISIONAL CLASSIFICATION**

Pos	No	Gr	Name	Class	Machine	Fastest Lap	On Lap	Behind Prev	Behind Leader
1	68	A	Glenn SCOTT (NSW) / Glenn Scott Racing / YRD	P	Yamaha YZF-R6	1:15.560	19 of 19		
2	82	A	Chris QUINN (NSW) / Coopers Pale Ale / The Channon Tavern / YRD	P	Yamaha YZF-R6	1:16.194	16 of 16	.634	.634
3	34	A	Josh HOOK (NSW) / Team Honda Racing / Doric / AWS / Motologic		Honda CBR RR	1:16.265	20 of 21	.071	.705
4	35	A	Mitchell CARR (NSW) / AARK Racing / Insure My Ride/Triumph	P	Triumph Daytona	1:16.494	14 of 14	.229	.934
5	46	A	Mike JONES (QLD) / A1 Race Paint / RIAA / Mototrack	P	Yamaha YZF-R6	1:16.504	17 of 17	.010	.944
6	57	B	Levi DAY (SA) / leviday57.com	P	Suzuki GSX-R	1:16.621	21 of 21	.117	1.061
7	25	A	Brodie WATERS (VIC) / Team Suzuki		Suzuki GSX-R	1:16.645	18 of 18	.024	1.085
8	49	A	Brendan CLARKE (QLD) / Champion's Ride Days / Child's Dream	P	Honda CBR RR	1:16.933	21 of 21	.288	1.373
9	77	A	Adam SENIOR (WA)	P	Honda CBR RR	1:17.243	21 of 21	.310	1.683
10	41		Jaden HASSAN (NZ) / Reserve Planning / Yamaha NZ / Rev'it	P	Yamaha YZF-R6	1:18.060	19 of 19	.817	2.500
11	16	A	Christian CASELLA (VIC) / Agmek / Honda / Motul	P	Honda CBR RR	1:22.064	14 of 14	4.004	6.504
12	48	C	Laurence GUDE (TAS) / Gude Racing / Tamar River Cruises / ABEKO	P	Suzuki GSX-R	1:23.399	11 of 11	1.335	7.839
13	68a	C	Mitch LEVY (NSW) / Racers Edge Performance / Hills M-cycles / Motul	P	Suzuki GSX-R	1:24.093	11 of 11	.694	8.533

Current qualifying record for SS class - 1:09.223 by Jamie STAUFFER (NSW) on a Honda CBR RR set on 04/06/11

\*\*\* Indicative qualifying time - 1:26.894 \*\*\*

The results are provisional until the end of the time limit for protests and appeals.

Chief Time Keeper - Scott Laing

Clerk of Course - Tom Williams



Computime Race Timing Systems Pty Ltd © 1996-2008

Licensed to Computime Race Timing Systems

[www.computime.com.au](http://www.computime.com.au)**COMPUTIME RACE TIMING SYSTEMS PTY LTD**

9 Timber Lane, Glen Waverley, Vic 3150. Ph : 0418 17 13 17

E-mail : [scott@computime.com.au](mailto:scott@computime.com.au)




2012


**Round 5 : Queensland Raceway : June 1 - 3****SUPERSPORT  
Qualifying 1**Date: 02/06/12  
Event: Q03  
Weather: Cloudy - Temp: 19.4C  
Track: Damp / drying - Temp: 21.6CStarted at: 09:44:24  
Laps: 30 Min  
Starters: 13  
Printed at: 10:17**PROVISIONAL LAP TIMES**

No	Name	Lap 1	Lap 2	Lap 3	Lap 4	Lap 5	Lap 6	Lap 7	Lap 8	Lap 9	Lap 10
68a	Mitch LEVY (NSW)	1:39.218	1:26.127	1:24.874	1:25.361	4:32.327	1:59.786	9:09.797	1:37.629	1:26.396	1:25.043
	10	<b>1:24.093</b>									
16	Christian CASELLA (VIC)	1:35.936	1:27.000	1:27.448	1:26.731	11:47.143	1:45.213	1:27.851	1:25.744	1:23.527	1:23.577
	10	1:23.432	1:23.129	1:22.168	<b>1:22.064</b>						
25	Brodie WATERS (VIC)	1:48.629	1:21.360	1:21.406	1:21.057	3:35.907	1:45.966	1:19.858	1:19.335	2:15.313	1:48.344
	10	1:26.022	1:36.398	1:24.219	1:20.175	1:20.577	1:18.199	1:17.766	<b>1:16.645</b>		
34	Josh HOOK (NSW)	1:46.428	1:30.630	1:27.825	1:25.135	1:23.900	1:22.061	1:21.658	1:21.074	1:19.966	1:20.978
	10	1:20.365	1:19.944	1:18.729	1:18.107	1:17.350	1:17.349	2:44.611	1:28.000	1:17.642	<b>1:16.265</b>
	20	1:16.334									
35	Mitchell CARR (NSW)	1:42.148	1:24.274	1:22.056	1:21.329	1:19.568	10:16.968	1:38.816	1:19.151	2:52.243	1:39.038
	10	1:21.787	1:19.613	1:17.756	<b>1:16.494</b>						
41	Jaden HASSAN (NZ)	1:37.861	1:22.845	1:21.892	1:21.584	1:20.914	1:21.119	1:20.491	1:20.276	1:20.454	1:19.752
	10	1:19.895	6:12.037	1:37.627	1:22.878	1:20.902	1:19.473	1:19.077	1:19.400	<b>1:18.060</b>	
46	Mike JONES (QLD)	1:39.143	1:20.388	1:20.635	1:18.886	1:19.302	7:27.573	1:52.942	1:28.591	1:26.219	1:24.848
	10	1:22.794	1:21.213	1:19.822	1:18.521	1:18.148	1:17.212	<b>1:16.504</b>			
48	Laurence GUDE (TAS)	1:39.811	1:24.454	1:25.781	1:26.424	1:24.647	1:23.406	16:00.905	1:49.046	1:24.377	1:24.168
	10	<b>1:23.399</b>									
49	Brendan CLARKE (QLD)	1:39.547	1:22.461	1:21.199	1:21.550	1:20.812	1:20.634	1:20.260	1:19.713	1:19.877	1:32.405
	10	1:19.246	1:19.207	1:19.084	1:18.810	2:42.884	1:44.346	1:20.964	1:19.295	1:18.750	1:17.723
	20	<b>1:16.933</b>									
57	Levi DAY (SA)	1:38.154	1:22.087	1:25.128	1:21.532	1:20.778	1:22.524	1:19.830	1:19.636	1:19.592	1:24.434
	10	3:11.175	1:36.329	1:21.115	1:19.259	1:19.040	1:18.223	1:17.786	1:17.406	1:17.293	1:16.945
	20	<b>1:16.621</b>									
68	Glenn SCOTT (NSW)	1:42.237	1:20.314	2:36.965	1:28.438	1:18.160	1:18.477	4:08.906	1:33.549	1:19.015	1:18.243
	10	1:17.335	1:17.117	1:16.528	1:16.480	1:16.012	1:26.713	1:16.892	1:16.187	<b>1:15.560</b>	
77	Adam SENIOR (WA)	1:41.764	1:26.406	1:25.088	1:23.866	1:23.341	1:22.384	2:52.890	1:40.036	1:25.102	1:23.799
	10	1:22.354	1:21.105	1:19.921	1:18.871	1:19.114	1:19.278	1:17.688	1:17.782	1:19.228	1:18.071
	20	<b>1:17.243</b>									
82	Chris QUINN (NSW)	1:51.264	1:24.713	1:22.942	8:10.856	1:49.439	1:26.217	1:22.597	1:20.617	1:19.383	1:20.590
	10	1:18.906	1:17.603	1:18.286	1:41.270	1:16.963	<b>1:16.194</b>				

\*\*\* Indicative qualifying time - 1:26.894 \*\*\*

The results are provisional until the end of the time limit for protests and appeals.

  
 Chief Time Keeper - Scott Laing

  
 Clerk of Course - Tom Williams


Computime Race Timing Systems Pty Ltd © 1996-2008

Licensed to Computime Race Timing Systems

[www.computime.com.au](http://www.computime.com.au)**COMPUTIME RACE TIMING SYSTEMS PTY LTD**

9 Timber Lane, Glen Waverley, Vic 3150. Ph : 0418 17 13 17

E-mail : [scott@computime.com.au](mailto:scott@computime.com.au)



2012

**Round 5 : Queensland Raceway : June 1 - 3****SUPERSPORT****Qualifying 1**

Date: 02/06/12  
 Event: Q03  
 Weather: Cloudy - Temp: 19.4C  
 Track: Damp / drying - Temp: 21.6C

Started at: 09:44:24  
 Laps: 30 Min  
 Starters: 13  
 Printed at: 10:17

**PROVISIONAL SPLIT TIMES**

Lap	Split 1	Split 2	Split 3	Lap Time	Lap	Split 1	Split 2	Split 3	Lap Time
<b>68a Mitch LEVY (NSW) (13th)</b>					<b>46 Mike JONES (QLD) (5th)</b>				
1	41.629	38.011	19.578	1:39.218	1	42.576	37.884	18.683	1:39.143
2	28.690	37.872	19.565	1:26.127	2	26.993	35.180	18.215	1:20.388
3	<b>28.453</b>	37.091	19.330	1:24.874	3	26.776	34.815	19.044	1:20.635
4	28.733	36.995	19.633	1:25.361	4	26.618	34.496	17.772	1:18.886
5	28.657	36.903	3:26.767	4:32.327	5	26.822	34.496	17.984	1:19.302
6	58.192	40.798	20.796	1:59.786	6	27.558	7:00.015		7:27.573
7	30.438	8:39.359		9:09.797	7	49.311	42.563	21.068	1:52.942
8	39.719	38.332	19.578	1:37.629	8	30.454	38.479	19.658	1:28.591
9	29.362	37.654	19.380	1:26.396	9	29.653	37.448	19.118	1:26.219
10	28.863	36.861	19.319	1:25.043	10	29.290	36.765	18.793	1:24.848
11	28.754	<b>36.341</b>	<b>18.998</b>	<b>1:24.093</b>	11	28.006	36.417	18.371	1:22.794
<b>16 Christian CASELLA (VIC) (11th)</b>					12	27.410	35.531	18.272	1:21.213
1	36.999	39.194	19.743	1:35.936	13	26.917	34.982	17.923	1:19.822
2	28.906	38.411	19.683	1:27.000	14	26.638	34.264	17.619	1:18.521
3	29.358	38.337	19.753	1:27.448	15	26.600	34.091	17.457	1:18.148
4	29.300	37.983	19.448	1:26.731	16	26.154	33.765	17.293	1:17.212
5	28.803	37.599	10:40.741	11:47.143	17	<b>25.814</b>	<b>33.445</b>	<b>17.245</b>	<b>1:16.504</b>
6	44.052	40.226	20.935	1:45.213	<b>48 Laurence GUDE (TAS) (12th)</b>				
7	29.961	38.222	19.668	1:27.851	1	41.343	38.456	20.012	1:39.811
8	29.067	37.484	19.193	1:25.744	2	28.310	36.649	19.495	1:24.454
9	28.066	36.395	19.066	1:23.527	3	28.937	37.417	19.427	1:25.781
10	27.978	36.472	19.127	1:23.577	4	28.673	38.182	19.569	1:26.424
11	28.112	36.257	19.063	1:23.432	5	28.181	37.069	19.397	1:24.647
12	28.148	36.249	18.732	1:23.129	6	28.338	<b>36.066</b>	<b>19.002</b>	1:23.406
13	<b>27.714</b>	<b>35.852</b>	18.602	1:22.168	7	31.918	15:28.987		16:00.905
14	27.732	35.870	<b>18.462</b>	<b>1:22.064</b>	8	50.743	38.634	19.669	1:49.046
<b>25 Brodie WATERS (VIC) (7th)</b>					9	28.152	37.115	19.110	1:24.377
1	51.248	38.275	19.106	1:48.629	10	28.269	36.430	19.469	1:24.168
2	26.909	35.738	18.713	1:21.360	11	<b>27.966</b>	36.247	19.186	<b>1:23.399</b>
3	26.493	36.557	18.356	1:21.406	<b>49 Brendan CLARKE (QLD) (8th)</b>				
4	26.595	35.672	18.790	1:21.057	1	42.020	38.360	19.167	1:39.547
5	27.472	3:08.435		3:35.907	2	27.449	36.465	18.547	1:22.461
6	49.999	37.311	18.656	1:45.966	3	26.813	35.736	18.650	1:21.199
7	26.601	35.109	18.148	1:19.858	4	26.953	35.574	19.023	1:21.550
8	26.332	34.868	18.135	1:19.335	5	27.007	35.330	18.475	1:20.812

Chief Time Keeper - Scott Laing

Clerk of Course - Tom Williams



Computime Race Timing Systems Pty Ltd © 1996-2008

Licensed to Computime Race Timing Systems

[www.computime.com.au](http://www.computime.com.au)**COMPUTIME RACE TIMING SYSTEMS PTY LTD**

9 Timber Lane, Glen Waverley, Vic 3150. Ph : 0418 17 13 17

E-mail : [scott@computime.com.au](mailto:scott@computime.com.au)



2012



### Round 5 : Queensland Raceway : June 1 - 3

### SUPERSPORT Qualifying 1

Date: 02/06/12  
Event: Q03  
Weather: Cloudy - Temp: 19.4C  
Track: Damp / drying - Temp: 21.6C

Started at: 09:44:24  
Laps: 30 Min  
Starters: 13  
Printed at: 10:17

### PROVISIONAL SPLIT TIMES

Lap	Split 1	Split 2	Split 3	Lap Time	Lap	Split 1	Split 2	Split 3	Lap Time
9	27.819	1:47.494		2:15.313	6	26.880	35.310	18.444	1:20.634
10	46.820	41.181	20.343	1:48.344	7	26.901	35.058	18.301	1:20.260
11	28.505	38.299	19.218	1:26.022	8	26.534	35.029	18.150	1:19.713
12	27.767	45.957	22.674	1:36.398	9	26.600	34.838	18.439	1:19.877
13	28.290	37.407	18.522	1:24.219	10	32.129	42.040	18.236	1:32.405
14	26.656	35.250	18.269	1:20.175	11	26.434	34.739	18.073	1:19.246
15	26.074	36.351	18.152	1:20.577	12	26.336	34.767	18.104	1:19.207
16	25.891	34.419	17.889	1:18.199	13	26.338	34.684	18.062	1:19.084
17	25.841	34.237	17.688	1:17.766	14	26.322	34.459	18.029	1:18.810
18	<b>25.576</b>	<b>33.557</b>	<b>17.512</b>	<b>1:16.645</b>	15	1:14.824	1:28.060		2:42.884
					16	39.366	46.186	18.794	1:44.346
					17	27.403	35.525	18.036	1:20.964
					18	26.622	34.658	18.015	1:19.295
					19	26.713	34.390	17.647	1:18.750
					20	26.135	34.030	17.558	1:17.723
					21	<b>25.781</b>	<b>33.654</b>	<b>17.498</b>	<b>1:16.933</b>
<b>34 Josh HOOK (NSW) (3rd)</b>					<b>57 Levi DAY (SA) (6th)</b>				
1	42.314	43.103	21.011	1:46.428	1	41.571	37.565	19.018	1:38.154
2	30.249	40.275	20.106	1:30.630	2	27.264	36.015	18.808	1:22.087
3	29.402	38.916	19.507	1:27.825	3	27.056	37.752	20.320	1:25.128
4	28.347	37.569	19.219	1:25.135	4	26.630	36.181	18.721	1:21.532
5	28.288	36.689	18.923	1:23.900	5	26.653	35.603	18.522	1:20.778
6	27.730	35.847	18.484	1:22.061	6	26.635	36.621	19.268	1:22.524
7	27.640	35.474	18.544	1:21.658	7	26.585	34.877	18.368	1:19.830
8	27.460	35.278	18.336	1:21.074	8	26.438	34.892	18.306	1:19.636
9	27.037	34.779	18.150	1:19.966	9	26.399	34.985	18.208	1:19.592
10	27.081	35.348	18.549	1:20.978	10	29.100	36.825	18.509	1:24.434
11	27.069	35.104	18.192	1:20.365	11	26.954	2:44.221		3:11.175
12	26.786	34.972	18.186	1:19.944	12	39.700	37.798	18.831	1:36.329
13	26.431	34.259	18.039	1:18.729	13	27.260	35.754	18.101	1:21.115
14	26.239	34.026	17.842	1:18.107	14	26.579	34.785	17.895	1:19.259
15	26.067	33.616	17.667	1:17.350	15	26.252	34.606	18.182	1:19.040
16	25.818	33.690	17.841	1:17.349	16	26.100	34.474	17.649	1:18.223
17	26.041	2:18.570		2:44.611	17	25.950	34.197	17.639	1:17.786
18	34.859	35.353	17.788	1:28.000	18	25.933	33.957	17.516	1:17.406
19	25.839	34.215	17.588	1:17.642	19	25.904	33.972	17.417	1:17.293
20	<b>25.554</b>	33.362	<b>17.349</b>	<b>1:16.265</b>	20	25.755	33.859	<b>17.331</b>	1:16.945
21	25.580	<b>33.330</b>	17.424	1:16.334					
<b>35 Mitchell CARR (NSW) (4th)</b>									
1	42.669	39.681	19.798	1:42.148					
2	28.017	37.228	19.029	1:24.274					
3	27.425	35.980	18.651	1:22.056					

*Scott Laing*

Chief Time Keeper - Scott Laing

*Tom Williams*

Clerk of Course - Tom Williams



Computime Race Timing Systems Pty Ltd © 1996-2008

Licensed to Computime Race Timing Systems

[www.computime.com.au](http://www.computime.com.au)

**COMPUTIME RACE TIMING SYSTEMS PTY LTD**

9 Timber Lane, Glen Waverley, Vic 3150. Ph : 0418 17 13 17

E-mail : [scott@computime.com.au](mailto:scott@computime.com.au)





2012



### Round 5 : Queensland Raceway : June 1 - 3

### SUPERSPORT Qualifying 1

Date: 02/06/12  
Event: Q03  
Weather: Cloudy - Temp: 19.4C  
Track: Damp / drying - Temp: 21.6C

Started at: 09:44:24  
Laps: 30 Min  
Starters: 13  
Printed at: 10:17

### PROVISIONAL SPLIT TIMES

Lap	Split 1	Split 2	Split 3	Lap Time	Lap	Split 1	Split 2	Split 3	Lap Time
4	27.067	35.832	18.430	1:21.329	21	<b>25.652</b>	<b>33.557</b>	17.412	<b>1:16.621</b>
5	26.654	34.785	18.129	1:19.568					
6	32.338	9:44.630		10:16.968	<b>68 Glenn SCOTT (NSW) (1st)</b>				
7	39.715	40.529	18.572	1:38.816	1	44.463	38.366	19.408	1:42.237
8	26.533	34.557	18.061	1:19.151	2	26.597	35.594	18.123	1:20.314
9	26.031	51.451	1:34.761	2:52.243	3	26.333	35.343	1:35.289	2:36.965
10	39.190	39.644	20.204	1:39.038	4	34.925	35.532	17.981	1:28.438
11	27.155	36.024	18.608	1:21.787	5	25.949	34.343	17.868	1:18.160
12	26.803	34.860	17.950	1:19.613	6	26.102	34.450	17.925	1:18.477
13	25.890	34.249	17.617	1:17.756	7	26.406	3:42.500		4:08.906
14	<b>25.481</b>	<b>33.598</b>	<b>17.415</b>	<b>1:16.494</b>	8	37.971	37.301	18.277	1:33.549
<b>41 Jaden HASSAN (NZ) (10th)</b>					9	26.438	34.664	17.913	1:19.015
1	40.362	38.284	19.215	1:37.861	10	26.026	34.424	17.793	1:18.243
2	27.103	36.938	18.804	1:22.845	11	25.721	34.008	17.606	1:17.335
3	26.684	36.175	19.033	1:21.892	12	25.852	33.757	17.508	1:17.117
4	26.530	36.325	18.729	1:21.584	13	25.547	33.576	17.405	1:16.528
5	26.615	35.601	18.698	1:20.914	14	25.363	33.554	17.563	1:16.480
6	26.412	35.853	18.854	1:21.119	15	25.085	33.611	17.316	1:16.012
7	26.329	35.582	18.580	1:20.491	16	28.629	40.536	17.548	1:26.713
8	26.419	35.416	18.441	1:20.276	17	<b>24.928</b>	34.234	17.730	1:16.892
9	26.477	35.744	18.233	1:20.454	18	25.987	<b>32.938</b>	17.262	1:16.187
10	26.531	34.993	18.228	1:19.752	19	24.930	33.524	<b>17.106</b>	<b>1:15.560</b>
11	26.482	35.108	18.305	1:19.895	<b>77 Adam SENIOR (WA) (9th)</b>				
12	27.876	5:44.161		6:12.037	1	42.742	39.181	19.841	1:41.764
13	37.956	40.396	19.275	1:37.627	2	28.527	37.868	20.011	1:26.406
14	27.281	36.935	18.662	1:22.878	3	28.472	37.324	19.292	1:25.088
15	26.441	36.181	18.280	1:20.902	4	28.007	36.460	19.399	1:23.866
16	26.239	35.172	18.062	1:19.473	5	28.081	36.183	19.077	1:23.341
17	25.963	35.371	17.743	1:19.077	6	27.823	35.730	18.831	1:22.384
18	<b>25.451</b>	36.071	17.878	1:19.400	7	30.486	2:22.404		2:52.890
19	25.731	<b>34.646</b>	<b>17.683</b>	<b>1:18.060</b>	8	42.254	38.197	19.585	1:40.036
					9	29.143	36.807	19.152	1:25.102
					10	28.553	36.270	18.976	1:23.799
					11	27.701	35.872	18.781	1:22.354
					12	27.604	34.986	18.515	1:21.105
					13	27.101	34.618	18.202	1:19.921
					14	26.711	34.105	18.055	1:18.871

*Scott Laing*

Chief Time Keeper - Scott Laing

*Tom Williams*

Clerk of Course - Tom Williams



Computime Race Timing Systems Pty Ltd © 1996-2008

Licensed to Computime Race Timing Systems

[www.computime.com.au](http://www.computime.com.au)

**COMPUTIME RACE TIMING SYSTEMS PTY LTD**

9 Timber Lane, Glen Waverley, Vic 3150. Ph : 0418 17 13 17

E-mail : [scott@computime.com.au](mailto:scott@computime.com.au)





2012



### Round 5 : Queensland Raceway : June 1 - 3

### SUPERSPORT Qualifying 1

Started at: 09:44:24  
Laps: 30 Min  
Starters: 13  
Printed at: 10:17

Date: 02/06/12  
Event: Q03  
Weather: Cloudy - Temp: 19.4C  
Track: Damp / drying - Temp: 21.6C

### PROVISIONAL SPLIT TIMES

Lap	Split 1	Split 2	Split 3	Lap Time	Lap	Split 1	Split 2	Split 3	Lap Time
					15	26.584	34.086	18.444	1:19.114
					16	26.615	34.785	17.878	1:19.278
					17	26.370	33.733	17.585	1:17.688
					18	26.293	33.831	17.658	1:17.782
					19	27.243	34.182	17.803	1:19.228
					20	26.348	33.912	17.811	1:18.071
					21	<b>26.037</b>	<b>33.681</b>	<b>17.525</b>	<b>1:17.243</b>
<b>82 Chris QUINN (NSW) (2nd)</b>									
					1	49.439	42.383	19.442	1:51.264
					2	28.245	37.521	18.947	1:24.713
					3	27.599	36.747	18.596	1:22.942
					4	29.247	7:41.609		8:10.856
					5	46.627	41.903	20.909	1:49.439
					6	29.420	38.019	18.778	1:26.217
					7	27.776	36.383	18.438	1:22.597
					8	27.030	35.429	18.158	1:20.617
					9	26.611	34.941	17.831	1:19.383
					10	26.207	36.623	17.760	1:20.590
					11	26.147	35.068	17.691	1:18.906
					12	25.901	34.240	17.462	1:17.603
					13	25.998	34.864	17.424	1:18.286
					14	45.967	37.896	17.407	1:41.270
					15	<b>25.669</b>	33.591	17.703	1:16.963
					16	25.676	<b>33.314</b>	<b>17.204</b>	<b>1:16.194</b>

\*\*\* Indicative qualifying time - 1:26.894 \*\*\*

The results are provisional until the end of the time limit for protests and appeals.

Chief Time Keeper - Scott Laing

Clerk of Course - Tom Williams



Computime Race Timing Systems Pty Ltd © 1996-2008

Licensed to Computime Race Timing Systems

[www.computime.com.au](http://www.computime.com.au)

**COMPUTIME RACE TIMING SYSTEMS PTY LTD**

9 Timber Lane, Glen Waverley, Vic 3150. Ph : 0418 17 13 17

E-mail : [scott@computime.com.au](mailto:scott@computime.com.au)





2012



### Round 5 : Queensland Raceway : June 1 - 3

### SUPERSPORT Qualifying 1

Date: 02/06/12  
Event: Q03  
Weather: Cloudy - Temp: 19.4C  
Track: Damp / drying - Temp: 21.6C

Started at: 09:44:24  
Laps: 30 Min  
Starters: 13  
Printed at: 10:17

### PROVISIONAL BEST PARTIAL TIMES

Pos	Name	Split 1		Split 2		Split 3		LAP	Ideal	Fastest
		Name	Time	Name	Time	Name	Time			
1	G. SCOTT	G. SCOTT	24.928	G. SCOTT	32.938	G. SCOTT	17.106	<b>G. SCOTT</b>	<b>1:14.972</b>	1:15.560
2	J. HASSAN	C. QUINN	25.451	C. QUINN	33.314	C. QUINN	17.204	<b>C. QUINN</b>	<b>1:16.187</b>	1:16.194
3	M. CARR	J. HOOK	25.481	M. JONES	33.330	M. JONES	17.245	<b>J. HOOK</b>	<b>1:16.233</b>	1:16.265
4	J. HOOK	M. JONES	25.554	L. DAY	33.445	L. DAY	17.331	<b>M. CARR</b>	<b>1:16.494</b>	<b>1:16.494</b>
5	B. WATERS	B. WATERS	25.576	J. HOOK	33.557	J. HOOK	17.349	<b>M. JONES</b>	<b>1:16.504</b>	<b>1:16.504</b>
6	L. DAY	L. DAY	25.652	M. CARR	33.557	M. CARR	17.415	<b>L. DAY</b>	<b>1:16.540</b>	1:16.621
7	C. QUINN	M. CARR	25.669	B. CLARKE	33.598	B. CLARKE	17.498	<b>B. WATERS</b>	<b>1:16.645</b>	<b>1:16.645</b>
8	B. CLARKE	B. CLARKE	25.781	B. WATERS	33.654	B. WATERS	17.512	<b>B. CLARKE</b>	<b>1:16.933</b>	<b>1:16.933</b>
9	M. JONES	A. SENIOR	25.814	A. SENIOR	33.681	A. SENIOR	17.525	<b>A. SENIOR</b>	<b>1:17.243</b>	<b>1:17.243</b>
10	A. SENIOR	J. HASSAN	26.037	J. HASSAN	34.646	J. HASSAN	17.683	<b>J. HASSAN</b>	<b>1:17.780</b>	1:18.060
11	C. CASELLA	C. CASELLA	27.714	C. CASELLA	35.852	C. CASELLA	18.462	<b>C. CASELLA</b>	<b>1:22.028</b>	1:22.064
12	L. GUDE	L. GUDE	27.966	M. LEVY	36.066	M. LEVY	18.998	<b>L. GUDE</b>	<b>1:23.034</b>	1:23.399
13	M. LEVY	M. LEVY	28.453	L. GUDE	36.341	L. GUDE	19.002	<b>M. LEVY</b>	<b>1:23.792</b>	1:24.093

\*\*\* Indicative qualifying time - 1:26.894 \*\*\*

The results are provisional until the end of the time limit for protests and appeals.

Chief Time Keeper - Scott Laing

Clerk of Course - Tom Williams

Computime Race Timing Systems Pty Ltd © 1996-2008


Licensed to Computime Race Timing Systems

[www.computime.com.au](http://www.computime.com.au)

**COMPUTIME RACE TIMING SYSTEMS PTY LTD**

9 Timber Lane, Glen Waverley, Vic 3150. Ph : 0418 17 13 17

E-mail : [scott@computime.com.au](mailto:scott@computime.com.au)





2012



# Round 5 : Queensland Raceway : June 1 - 3

## SUPERSPORT Qualifying 1

Date: 02/06/12  
Event: Q03  
Weather: Cloudy - Temp: 19.4C  
Track: Damp / drying - Temp: 21.6C

Started at: 09:44:24  
Laps: 30 Min  
Starters: 13  
Printed at: 10:17

### PROVISIONAL FASTEST LAPS SEQUENCE

Race Time	No	Name	Machine	Fastest Lap	On Lap
1:43.250	57	Levi DAY (SA)	Suzuki GSX-R	1:38.154	1
1:45.411	41	Jaden HASSAN (NZ)	Yamaha YZF-R6	1:37.861	1
1:58.866	16	Christian CASELLA (VIC)	Honda CBR RR	1:35.936	1
3:05.337	57	Levi DAY (SA)	Suzuki GSX-R	1:22.087	2
3:32.023	46	Mike JONES (QLD)	Yamaha YZF-R6	1:20.388	2
3:37.037	68	Glenn SCOTT (NSW)	Yamaha YZF-R6	1:20.314	2
6:11.544	46	Mike JONES (QLD)	Yamaha YZF-R6	1:18.886	4
9:00.600	68	Glenn SCOTT (NSW)	Yamaha YZF-R6	1:18.160	5
19:56.125	68	Glenn SCOTT (NSW)	Yamaha YZF-R6	1:17.335	11
21:13.242	68	Glenn SCOTT (NSW)	Yamaha YZF-R6	1:17.117	12
22:29.770	68	Glenn SCOTT (NSW)	Yamaha YZF-R6	1:16.528	13
23:46.250	68	Glenn SCOTT (NSW)	Yamaha YZF-R6	1:16.480	14
25:02.262	68	Glenn SCOTT (NSW)	Yamaha YZF-R6	1:16.012	15
30:17.614	68	Glenn SCOTT (NSW)	Yamaha YZF-R6	1:15.560	19

\*\*\* Indicative qualifying time - 1:26.894 \*\*\*

The results are provisional until the end of the time limit for protests and appeals.

Chief Time Keeper - Scott Laing

Clerk of Course - Tom Williams



Computime Race Timing Systems Pty Ltd © 1996-2008

Licensed to Computime Race Timing Systems

[www.computime.com.au](http://www.computime.com.au)

**COMPUTIME RACE TIMING SYSTEMS PTY LTD**

9 Timber Lane, Glen Waverley, Vic 3150. Ph : 0418 17 13 17

E-mail : [scott@computime.com.au](mailto:scott@computime.com.au)

